

SMOOTH PEOPLE FLOW® FOR EVERYDAY ENVIRONMENTS



3 Down	
5 Soul Streets	↶ ⓘ Viihde Nöje · Enter Hyvinvo Välbefinnan
4 Little Manhattan	↶ ⓘ Rautatie Järnvägssta Railway stat
3 Downtown	→ ⓘ ↶ ⓘ Hotelli Hotel Workery Offices
2 Nordic Avenue	↶ ⓘ Fredika Fredriksberg
1 Food Market	↶ ⓘ ↶ ⓘ Raitet Spår · Track
	↶ ⓘ Firdonk Firdogatan Veturitie Lokvägen

SMOOTH PEOPLE FLOW® FOR EVERYDAY ENVIRONMENTS

The KONE TravelMaster™ 110 is a versatile escalator that is the best choice where safety, reliability, efficiency and design are required. It complies with all relevant international and local safety codes.

Applications	Retail segment, offices, hotels, stadiums, medical facilities, exhibition centers and airports
Environment	Indoor, semi-outdoor, outdoor
Vertical rise	up to 13 m
Inclination	30° / 35°
Group Arrangement	Single / Parallel / Criss Cross / Continuous
Step width	600 mm (Vertical rise up to 9.5 m) / 800 mm / 1000 mm
Speed	0.4 m/s (with inverter mode) / 0.5 m/s
Truss deflection	1/750 and 1/1000
Drive system type	Chain drive with worm gear Chain drive with helical gear TransVario chainless direct drive with planetary gear (TM110T)
Step chain type	Inside Roller 75 x 25 mm
Controller	KONE 501B / KONE Standard Electrification (China only)
Power supply	50Hz / 380V / 220V 50Hz / 400V / 230V 50Hz / 415V / 240V 60Hz / 380V / 110V 60Hz / 220V / 110V 50Hz / 415V / 240V
Operation mode	Smart star-delta Standby speed with full or smart inverter Standby speed with full or smart inverter and/or automatic start/stop
Code compliance	EN115:1995+A1:1998+A2:2004 / EN115-1: 2008 +A1:2010 / EN115-1: 2017/GB16899-2011 Regional Codes available (Singapore, France, Russia, Hong Kong, UK, Australia, Taiwan)



KEY SPECIFICATIONS



Vertical rise
Up to 13 meters



Inclination
30° or 35°



Step width
600/800/1000mm



Balustrade height
900/1000/1100 mm



Speed
0.5 m/s



Duty cycle
14 hours/day

Front Plate	Black plastic
	Stainless steel
Balustrade	Safety glass 10 mm
	Safety glass 12 mm
	Sandwich panels 10 mm
	Laminated glass 12 mm
Balustrade height	900 mm / 1000 mm / 1100 mm
Decking	Brushed satin stainless steel
	Powder coating silver
	Natural anodized aluminum
Skirt	2 mm or 3 mm stainless steel
	2 mm or 3 mm sheet steel
Access cover	Ribbed aluminum natural color
	Ribbed aluminum with black grooves
	Stainless steel with punched pattern, no painting
	Stainless steel with punched pattern, black painting
Cladding	Hairline stainless steel
	Powder coated sheet steel (grey, white, orange, pearl beige)
	Painted sheet steel grey (RAL7036)
	Glass
	Fitted by the customer
Steps	Silver painted aluminum (Grinded surface R10)
	Black painted aluminum (Grinded surface R10)
	Natural aluminum (Grinded surface R10)
	Black stainless steel with yellow or black demarcation
	Grey stainless steel with yellow or grey demarcation
Step demarcation	Without color demarcation
	Yellow painted on 3 sides and/or in the center (RAL1004)
	Yellow plastic insert on 3 sides (RAL 1023)
	Yellow plastic insert on 3 sides (RAL1023) and yellow painted demarcation in the center (RAL1004)
Comb segment	Aluminum
	Aluminum with yellow plastic inlay (RAL1023)
	Aluminum with yellow coating (RAL 1023)
Handrail lighting	LED continuous light - different colors or multicolor RGB
Skirt lighting	LED continuous light - different colors or multicolor RGB LED spot
Comb lighting	LED static light - different colors
	LED flashing light - different colors
Traffic lights	LED arrows
	LED cube
	LED road sign
Understep lighting	LED green light
Soffit lighting	LED continuous light - different colors or multicolor RGB
	LED spot, white color, 1 or 2 rows
Cove lighting	LED continuous light - different colors or multicolor RGB

SAFETY = PEACE OF MIND

EXTRA VISUAL GUIDANCE

Traffic signalization, skirt lighting, yellow comb segment, step demarcations provide extra visual guidance for passengers to help them to have a smoother and safer ride.

DOUBLE SKIRT BRUSHES

to reduce even more entrapment risk

FIRE SAFETY

maximised with halogen-free.

SKIRT PANELS

coated with anti-friction coating minimize drag and reduce possibility of entrapments between skirt and steps.

FALL PROTECTION AND ANTI-RIDE BARRIERS

increase passenger protection and prevent falls and misuse of the unit.

COMB PLATE IMPACT DEVICE SWITCHES

minimize the risk of entrapment in comb plate areas.

ANTI SLIP REQUIREMENT


R10 anti-slip grade step surface reduces the chance of passengers slipping.

KONE 24/7 CONNECTED SERVICES

helps you to see the status of the escalator in real time to ensure safe operation.

AUDIBLE ALARMS

provide clear guidance on escalator travel directions and enlarge users attention.



REDUCED ENVIRONMENTAL IMPACT

Installing an eco-efficient KONE escalator solution can help in achieving green building accreditations such as LEED or BREEAM certification.

BREEAM CERTIFICATION

One credit can be achieved by fulfilling the following requirement:

Escalator is fitted with a passenger-sensing device for automated operation, so it operates in standby mode when there is no passenger demand

LEED CERTIFICATION

KONE solutions can also contribute to several LEED certification categories.

KONE RECOGNIZED AS A TOP PERFORMER IN 2018 CDP CLIMATE CHANGE REPORTING

We are proud to once again be among the top performers in CDP climate change reporting with a score of A- for 2018

KONE has received an A or A- score for six consecutive years.

KONE RANKED AMONG THE TOP 100 MOST SUSTAINABLE COMPANIES IN THE WORLD

- KONE ranked 43rd in Corporate Knights' 2019 Global 100 Most Sustainable Corporations in the World
 - 2nd among its 443 global category peers in the "Machinery Manufacturing"
 - Only elevator and escalator industry company in the Top 100 ranking
- Top performer in environmental performance and social responsibility, such as employee retention and board gender diversity
- The Global 100 ranking is based on a rigorous analysis of 7,500 companies with revenues of over USD 1 billion

ECO-EFFICIENT ESCALATOR

KONE TravelMaster™ 110 has achieved A+++ energy performance certificate based on ISO standard.

4 WAYS TO MAKE YOUR ESCALATOR MORE ECO-EFFICIENT:

- High efficiency motors minimize energy consumption at full speed.
- Lubrication-free step chain means no oil, a cleaner escalator and environment, reduced fire hazard, simpler cleaning and easier maintenance.
- Long-lasting led lighting is up to 80% more efficient than fluorescent lighting and lasts up to 10 times longer.
- Eco-efficient operational modes save energy by slowing down or stopping the escalator completely when traffic is low. For example, when an escalator is empty, energy consumption is further reduced by slow stand-by speed and furthermore by stopping the escalator.

FLEXIBILITY TO MATCH YOUR BUILDING REQUIREMENTS

KONE TravelMaster™ TM110 is a commercial escalator designed to satisfy all needs of a customer in the retail environment. It is engineered to maximize the shopping experience for your end users, guaranteeing the perfect combination between safety and visual appearance.

Seismic Provisions

For seismic environments a full proposal of different mountings are available, to match even the strongest conditions.


Flexible Features

KONE TravelMaster™ 110 escalators are designed to fit all your needs, from parking places to central halls. KONE engineering capabilities will help you to fulfill your specifications in the best possible way.

Tailor-Made Possibilities


The renowned engineering and design capabilities are always available to realize the architectural vision with customized specifications for your premises.

ACCESS COVERS



Ribbed aluminum natural color

Ribbed aluminum with black grooves




Stainless steel surface, black painting

Stainless steel surface, no painting

SKIRTING

SKIRT BRUSH HOLDER



Black anodized aluminum

Clear anodized aluminum

Clear anodized aluminum, double brushes

SKIRT



Brushed stainless steel skirt with clear anti-friction coating

Sheet steel skirt with black anti-friction coating

HANDRAILS




Beige

Black

Black with white dots

Blue



Brown

Gray

Green

Red

STEPS

STEP DEMARCATION



Yellow painted on 3 sides (RAL1004)

Yellow plastic insert on 3 sides (RAL 1023)

Yellow plastic insert on 3 sides (RAL1023) and yellow painted demarcation in the center (RAL1004)

Yellow painted on 3 sides and in the center (RAL1004)

STEP COLOR



Natural color aluminum


Silver painted aluminum

Black painted aluminum

Stainless steel black

Stainless steel grey

COMB



Aluminum comb segments
Aluminum comb with yellow coating
Aluminum comb with yellow plastic inlay (RAL1023)

BALUSTRADE



Balustrade extension
Safety or laminated Glass
Sandwich Panels

LIGHTING

LED HANDRAIL LIGHTING



Blue
Green
White
Red

FRONT PLATE




Black plastic
Stainless steel

DECKING



Brushed satin stainless steel
Natural anodized aluminum
Silver powder coating (RAL9007)
Center decking (parallel arrangement)

LED SKIRT LIGHTING



Blue
Green
Orange
Red

LED SKIRT SPOT LIGHTING



White

CLADDING



Hairline stainless steel
Powder coated sheet steel (grey, white, orange, pearl beige)
Painted sheet steel grey (RAL7036)
Glass
Fitted by the customer

DISPLAY




Diagnostic display

LED COVE LIGHTING




Soffit cladding
Side cladding
Side and soffit cladding
Soffit LED spotlighting

COMB LIGHTING



LED comb lighting (white)

ADDITIONAL LIGHTING



LED traffic light arrow in the decking
LED traffic light cube
LED traffic light road sign
Understep lighting green

KONE provides innovative and eco-efficient solutions for elevators, escalators, automatic building doors and the systems that integrate them with today's intelligent buildings.

We support our customers every step of the way; from design, manufacturing and installation to maintenance and modernization. KONE is a global leader in helping our customers manage the smooth flow of people and goods throughout their buildings.

Our commitment to customers is present in all KONE solutions. This makes us a reliable partner throughout the life cycle of the building. We challenge the conventional wisdom of the industry. We are fast, flexible, and we have a well-deserved reputation as a technology leader, with such innovations as KONE MonoSpace®, KONE NanoSpace™ and KONE UltraRope®.

KONE employs close to 57,000 dedicated experts to serve you globally and locally.

KONE CORPORATION

Corporate offices

Keilasatama 3
P.O. Box 7
FI-02151 Espoo
Finland
Tel. +358 (0)204 751

www.kone.com

This publication is for general informational purposes only and we reserve the right at any time to alter the product design and specifications. No statement in this publication shall be construed as a warranty or condition, express or implied, as to any product, its fitness for any particular purpose, merchantability, quality or representation of the terms of any purchase agreement. Minor differences between printed and actual colors may exist. KONE Care® and People Flow® are registered trademarks of KONE Corporation. Copyright © 2019 KONE Corporation.